



Online Entry on the Tennis Europe Website

After opening the Tennis Europe website (<http://te.tournamentsoftware.com>), click the “Tournaments with online entry” tab on the homepage of the website.

Welcome to Tennis Europe!

Find tournament: Find player: Find team: Find club:

Latest rankings
[Tennis Europe Ranking](#)

Best visited tournaments
 10th TENNISLINE CUP- Czech International Junior's Indoor Championship U16
 BEOGRAD JUNIOR OPEN
 Christmas Cup
 LES PETITS AS
 9th REALSPORT OPEN 14
 "BRODVEJAUS PICA CUP - 2010"
 AEGON Junior International Bolton
 Governor Cup
 Cosmos Court Cup
 Narva Cup

Tournaments with online entry

Date	Tournament	Events	City	Country
18/01 to 24/01	AEGON Junior International Bolton	BS14, GS14, BD14, GD14	Bolton	GBR
18/01 to 24/01	Narva Cup	BS14, GS14, BD14, GD14	Narva	EST
18/01 to 24/01	Vsevolozhsk Cup	BS16, GS16, BD16, GD16	Vsevolozhsk	RUS
25/01 to 31/01	Cosmos Court Cup	BS14, GS14, BD14, GD14	Mogiliov	BLR
25/01 to 31/01	LES PETITS AS	BS14, GS14, BD14, GD14	ODOS	FRA

1

Products

Software to plan your tournaments/leagues:

- Tournament Planner
- Team Sport Planner
- League Planner

This list displays all Tennis Europe Junior Tour Tournaments where Online Entry has been opened. Click the name of the tournament that you wish to enter; this will open this tournament’s information page.

From this information page you can enter the tournament by clicking the “Enter or Withdraw” button in the top left. You can also view a tournament’s Factsheet or Acceptance list by clicking their respective tabs.

AEGON Junior International Bolton
 Last updated: 09 November 2009 13:56

[Organization](#) [Factsheet](#) [Acceptance list](#) [Online entry](#) [Events](#) [Players](#)

Tennis Europe [Print](#)

Enter or Withdraw

The online entry closes on Tue 22/12/2009 14:00 GMT.

Venue: Bolton Arena
Address: Arena Approach, Horwich BL6 6LB Bolton GBR [Route at Google Maps](#)
Phone: +44 (0) 1204 488110
Fax: +44 (0) 1204 488181
Email: tennis@boltonarena.com

Tournament contact
Name: Trevor Adamson
Phone: +44 (0) 7802 345808
Email: trevor.adamson@lta.org.uk

Events
[BS14](#), [GS14](#), [BD14](#), [GD14](#)

Online entry
Entry open: Mon 23/11/2009 00:00 GMT
Entry deadline: Tue 22/12/2009 14:00 GMT
Withdrawal deadline: Tue 05/01/2010 14:00 GMT

club logo not available

After clicking the “Enter or Withdraw” button you will see one of the following two images;

1. If you are not yet logged in, you will be presented with the following option, clicking the “Online Entry with an account” button will ask you to log in before starting the Online Entry wizard.

The screenshot shows the website header for "AEGON Junior International Bolton" with a last updated timestamp of "09 November 2009 13:56". A navigation menu includes "Organization", "Factsheet", "Acceptance list", "Online entry" (which is highlighted), "Events", and "Players". A "Print" button is visible in the top right. A text box contains the following information:

To even further simplify the online entry system it is now possible to create a free account. With this account you can setup a profile. With your next online entry all the information of your profile will be automatically filled in. It saves you time and eliminates errors, and it is also possible to change your entry online.

Online entry with an account

You will only have to enter your information once and you can change you online entry at a later time. If you are entering online for multiple tournaments your information is automatically filled-in. If you do not have an account you can signup here.

2. If you are logged in already you can choose to start the Online Entry wizard with your current account (first button), or to use a different account (second button). Choosing a different account will log out the current account and ask you to log in with a different account.

The screenshot shows the website header for "AEGON Junior International Bolton" with a last updated timestamp of "09 November 2009 13:56". A navigation menu includes "Organization", "Factsheet", "Acceptance list", "Online entry" (which is highlighted), "Events", "Players", "Members", "All draws", and "Admin". A "Print" button is visible in the top right. A text box contains the following information:

To even further simplify the online entry system it is now possible to create a free account. With this account you can setup a profile. With your next online entry all the information of your profile will be automatically filled in. It saves you time and eliminates errors, and it is also possible to change your entry online.

Online entry with your current account (Gerwin Schouten)

Select this method if you want to enter online with your current account. You will only have to enter your information once and you can change you online entry at a later time. If you are entering online for multiple tournaments your information is automatically filled-in.

Online entry with a different account

Select this method if you want to enter online with another account as the one you are currently logged in with.

Step 1:

Review the “Rules & Regulation” text and tick the “I Agree” box before clicking next.



 Print

Rules & Regulations

General

I declare to be aware of and will abide by the Rules of Tennis as approved by the International Tennis Federation, the Tennis Europe Junior Tour Rules and Regulations and the Tennis Europe Code of Conduct, as amended from time to time by Tennis Europe.

I agree that the personal data, which has been provided to Tennis Europe in connection with this entry, may be used for Tennis Europe communication purposes.

Note: In submitting an entry online a player is considered to have agreed to be bound by the aforementioned rules.

IPIN requirements

To play in the Tennis Europe Junior Tour, players must have registered with the ITF for a Junior IPIN membership (International Player Identification Number). The player must also pay the annual IPIN fee, either by credit card during the registration process or during the annual renewal process for subsequent years. Alternatively players may choose to pay the IPIN fee at the first tournament they play.

Players will not be allowed to enter an event until the IPIN registration is complete and the payment option has been selected. Neither will a player be allowed to sign-in as an On-site Alternate or play as a Wild Card without having registered for an IPIN and paid the yearly IPIN fee.

Waiver of Claims

All players entering any Tennis Europe Junior Tour tournament agree, as a condition of their entry, that for themselves, their executors, administrators, heirs and personal representatives, all claims of any kind, nature and description are waived, including past, present or future against Tennis Europe, the tournament organisers and the National Association sanctioning such events.

Anti-doping Policies

All players entering into any Tennis Europe Junior Tour events agree, as a condition of entry, to the following medical control:

Random doping control tests may be conducted at Tennis Europe Junior Tour events in accordance with Bye-law 8 of the Constitution of the ITF Limited.

I Agree.

Step 2:

Before continuing the Online Entry you will have to validate your IPIN account. Your IPIN Number will already be filled in for you but you will have to supply your IPIN Password yourself. Pressing the “Verify” button below the IPIN Password box will contact the ITF to retrieve your ITF Player data. If the IPIN Number box does not display an IPIN Number, then the account you are currently logged in with is not linked to any IPIN Number and you should contact Tennis Europe.



Print

Enter IPIN



A valid IPIN Account is needed to enter this tournament. If no IPIN Number is shown you are not logged in with a Tennis Europe Account or your current Tennis Europe Account is not linked to a IPIN Number. You can request a IPIN Account here: <https://ipin.itftennis.com/index.asp?referrerid=4>. Afterwards, you will need to create a new Tennis Europe Account on this website. During the Tennis Europe Account Creation process you can validate and thereby link your IPIN Account to the new Tennis Europe Account.

IPIN Number:

IPIN Password:

ITF Player data

Result: Validation was successfull

Player:

Gender: Female

Birthdate: 01/12/1996

Remarks: This ITF Membership has an outstanding fee of €30 for Junior circuits. Before signing in or playing in your next tournament, you need to pay your Junior IPIN fee to the Referee (or on-line to ITF).

The “Remarks” line will display any remarks for your IPIN. If your IPIN is suspended or invalid then you are not allowed to continue. Outstanding fees will still allow you to continue.

Step 3:

After your IPIN has been validated you are asked to submit some personal details. The e-mail address is a required field and will start off as the e-mail address you created your Tennis Europe Account with. The phone number fields are optional and can be left blank.



 Print

The information displayed in this step is based on your user account. Changing the information in this step will not change the information stored in your user account. If you wish to change the information in your user account, click on your account name in the top right corner and then click on the profile tab.

Personal Details


E-mail: *

Phone number:

Mobile phone number:

Step 4:

Tournaments often have more than one event, and for Tennis Europe these events are split into age categories. The IPIN Player data we receive from the ITF is used to present the user with a list of eligible events for the tournament. This list is filtered for a user based on gender and birth date.



1 Rules 2 IPIN Verification 3 Personal details 4 Event Selection 5 Priorities


Select Event


Select event:

Step 5:

The final step in the Online Entry wizard will present you with information about your selected tournament and event. When a user has more than one entry for the same week they can assign priorities to their entries. This can also be done after completing the Online Entry by going to your profile (clicking your name in the top right corner of the website) and opening the "Online Entries" tab in your profile.

Your Online Entry will not be submitted and you will not be entered until you click the submit button to finish the Online Entry wizard.



 [Print](#)

Planned entries for this week


Week: 7, 2010

First day of the week: 15 February 2010

Deadline: 19/01/2010 14:00 GMT.

Withdrawal deadline: 02/02/2010 14:00 GMT.

Entries for this week

 You must confirm your entry by clicking the Submit button below. If you don't you will not be entered into the tournament.

Priority	Tournament	Event	Status
#1	Farum Tennis Europe 2010	GS14	New Entry.

Note: although it is possible to withdraw from OTHER events than the one you have selected in this last step, it is recommended to withdraw from entries from your profile by clicking your name in the top right corner of the website and opening the "Online Entries" tab.